




## ARWEI-COMPACT-REINSTREIFER DATA SHEET PORTAL R 22

-  Static point loading up to 4,5 t per 80 cm<sup>2</sup>
-  Interior and roofed exterior
-  Suitable for wheelchairs
-  Rollable


### Recommended for:

-  Private Homes
-  Office buildings
-  Kindergartens
-  Schools
-  Hospitals

Height	Bar distance	Profile	Walking Area	Weight per m <sup>2</sup>
22 mm	4 / 6 mm	Aluminum	Rips	approx. 11,7 kg (with 6 mm bar spacing)

### System Design

- 1 Rips
- 2 Aluminum profile
- 3 ARWEI special connector, without cable connections
- 4 Scratching Edge



### Characteristics

- High stability up to 4500 kg per 80 cm<sup>2</sup> static point load

### Advantages

- ARWEI-Compact-Reinstreifer is manufactured as a modular system. Every single part can be replaced easily on the spot.
- The rip stripe is fixed in a covered manner to prevent slipping sideways.
- The special profile geometry of the ARWEI Pure Design enables a high strain. The Reinstreifer is suitable for wheel chairs and trolleys.

## Standard Colours



Illustration of colors not true to original.  
On request you receive original samples promptly.

## Tender specifications: Portal R 22

High quality, especially wear-resistant entrance mat

**Application:** Indoor and exterior; normal up to extremely strong frequency, suitable for trolleys and wheelchairs, overall laying, Static point loading up to 4500 kg per 80 cm<sup>2</sup>

**Stripe profile:** aluminum, with scratching edge, sound insulated

**Walking area:** Rips, 100 % PP; is fixed in a covered manner to prevent slipping sideways; can be substituted subsequently; colours anthracite, light grey, dark brown, red, coconut; slip resistance R11 according to DIN 51130

**Connection:** ARWEI Special Connectors; therefore easily to roll up, high slip resistance by anti-slip function; modular construction – no wire or cable connections -, each part can easily be replaced on the spot


**Height:** 22 mm

**Bar distance 4 mm:** walking area 72 cm each m of walking depth

**Bar distance 6 mm:** walking area 68 cm each m of walking depth

At a bar distance of 4 mm also appropriate for automatically revolving doors according to DIN 18650-1.

Angle frames in 25 x 25 x 3 mm are available in aluminum, brass or stainless steel.



ARWEI REINSTREIFER  
IN ACTION.

[www.youtube.com/arweitv](https://www.youtube.com/arweitv)



You Tube

Constructional and material changes in the course of further product development reserved. All dimensions are standard values without considering production engineering-related tolerances. They are based on our experience and testing. The variety of associated materials and working conditions that occur on jobsites are not checked in detail and cannot be influenced by us. The quality of your work depends on your own professional judgment and product usage. If in doubt of any application recommendation or instruction, conduct a small test or obtain technical advice. With the publication of this product data sheet invalidates all previous product information. The respective updated version of this datasheet can be found on our Homepage under [www.arwei.de](http://www.arwei.de).