

ARWEI-KOMPAKT-REINSTREIFER DATA SHEET PORTAL REB 17

-  Static point loading up to 2,5 t per 80 cm²
-  Interior and roofed exterior
-  Suitable for wheelchairs
-  Rollable


Recommended for:

-  Private Homes
-  Office buildings
-  Kindergartens
-  Schools
-  Hospitals

Height	Bar distance	Profile	Walking Area	Weight per m ²
17 mm	4 / 6 mm	Aluminum	Rips, Single Brush	approx. 10,5 kg (with 6 mm bar spacing)

System Design

- 1 Rips
- 2 Single Brush
- 3 Aluminum profile
- 4 ARWEI special connector, without cable connections
- 5 Scratching Edge




Characteristics

- High stability up to 2500 kg per 80 cm² static point load


Advantages

- ARWEI-Compact-Reinstreifer is manufactured as a modular system.
Every single part can be replaced easily on the spot.
- The rips and single brush are fixed in a covered manner to prevent slipping sideways.
- The special profile geometry of the ARWEI Reinstreifer allows for high strain, for example for driving over with wheel chairs and trolleys.

Standard Colours



anthracite



light grey



red



light grey



dark brown

Illustration of colors not true to original.

On request you receive original samples promptly.

It's about rips colours. Single Brushes only available in black.

Tender specifications: Portal REB 17

High quality, especially wear-resistant entrance mat

Application: Indoor and roofed exterior; normal up to extremely strong frequency, suitable for trolley and wheelchairs, overall laying, Static point loading up to 2500 kg per 80 cm²

Stripe profile: aluminum, with scratching edge, sound insulated

Cleaning pads: Rips and single brush alternating

Walking area: Rips, 100 % PP; is fixed in a covered manner to prevent slipping sideways; can be substituted subsequently; colours anthracite, light grey, dark brown, red, coconut; slip resistance R11 according to DIN 51130

Single brush: colour black

Connection: ARWEI Special Connectors; therefore easily to roll up, high slip resistance by anti-slip function; modular construction – no wire or cable connections -, each part can easily be replaced on the spot

Height: approx. 17 mm

Bar distance: 4 or 6 mm

At a bar distance of 4 mm also appropriate for automatically revolving doors according to DIN 18650-1.

Angle frames in 20 x 20 x 3 mm are available in aluminum, brass or stainless steel.



ARWEI REINSTREIFER
IN ACTION.

www.youtube.com/arweivt



You Tube

Constructional and material changes in the course of further product development reserved. All dimensions are standard values without considering production engineering-related tolerances. They are based on our experience and testing. The variety of associated materials and working conditions that occur on jobsites are not checked in detail and cannot be influenced by us. The quality of your work depends on your own professional judgment and product usage. If in doubt of any application recommendation or instruction, conduct a small test or obtain technical advice. With the publication of this product data sheet invalidates all previous product information. The respective updated version of this datasheet can be found on our Homepage under www.arwei.de.