












## ARWEI-PREMIUM-REINSTREIFER DATA SHEET PORTAL SNCB 42

-  Static point loading up to 12,2 t per 80 cm<sup>2</sup>
-  Interior and roofed exterior
-  Suitable for wheelchairs
-  Coarse dirt absorption
-  Suitable for heavy load
-  Rollable


### Recommended for:

-  Private Homes
-  Office buildings
-  Schools
-  Shopping centres
-  Public and fairground halls

Height	Bar distance	Profile	Walking Area	Weight per m <sup>2</sup>
42 mm	4 / 6 mm	Aluminum	Needle felt, Cassette Brush	approx. 25,5 kg (with 6 mm bar spacing)

### System Design

- 1 Needle felt
- 2 ARWEI-Cassette Brush
- 3 Aluminum profile
- 4 ARWEI special connector, without cable connections
- 5 Scratching Edge




### Characteristics

- Extreme high stability up to 12200 kg per 80 cm<sup>2</sup> static point load
- The ARWEI "Special Needle Felt" is certified "TÜV PROFiCERT-product Interior PREMIUM"

### Advantages

- ARWEI-Premium-Reinstreifer is manufactured as a modular system. Every single part can be replaced easily on the spot.
- ARWEI needle felt convinces with an excellent cleaning effect, a duplicated life time versus conventional sling ware, a minimum of getting dirty itself and a high wear-resistance. 4-5 mm compact fabric top layer.
- The needle felt and cassette brushes are fixed in a covered manner to prevent slipping sideways.
- The special profile geometry of the ARWEI Reinstreifer allows for high strain. The Reinstreifer is drivable.
- The ARWEI "Special Needle Felt" is certified "TÜV PROFiCERT-product Interior PREMIUM" and is therewith a proven product for emission requirements by DGNB for the criteria „ENV1.2 risks for local environment“.

### Standard Colours



### Special Colours (Available at an extra charge)




Illustration of colors not true to original.  
On request you receive original samples promptly.

## Tender specifications: Portal SNCB 42

High quality, especially wear-resistant entrance mat

**Application:** Indoor and roofed exterior; normal up to extremely strong frequency, drivable with trolleys, pallet trucks, cars, etc.; suitable for wheelchairs, overall laying, Static point loading up to 12200 kg per 80 cm<sup>2</sup>

**Stripe profile:** aluminum, with scratching edge, sound insulated

**Cleaning pads:** Needle felt and cassette brush alternating

**Needle felt special ground:** 100 % PP; pole density 2400 g/m<sup>2</sup>; completely needled; no sling ware, minimum contamination; extremely wear-resistant; is fixed in a covered manner to prevent slipping sideways; needle felt can be substituted subsequently; colours anthracite, light grey, grey blue; coconut, special colours on demand; slip resistance R 11 according to DIN 51130

**ARWEI "Special Needle Felt" is certified "TÜV PROFICERT-product Interior PREMIUM"**

AgBB; A+ (Émissions dans l'air intérieur); Belgian VOC-regulation; LEED v4 (outside North America); BREEAM Exemplary Level; Finnish M1-Klassifizierung; GUT / PRODIS; DE-UZ 128 (Blue Angel); EU-Ecolabel; Austrich env. label UZ 35; CAM Italy; MVV TB Anhang 8+9 / ABG



### Colour fastness

Rubbing fastness (DIN EN ISO 105-X12) dry: Grade: 3-4 (good) wet: 4-5 (very good)

Water fastness (DIN EN ISO 105-E01) Grade: 4-5 (very good)

Light fastness (DIN EN ISO 105-B02) Grade: 7 (good)

**Cassette brush:** with bristle bundles arranged parallel to one another, colour black, slip resistance R 12 according to DIN 51130

**Connection:** ARWEI Special Connectors; therefore easily to roll up, high slip resistance by anti-slip function; modular construction – no wire or cable connections -, each part can easily be replaced on the spot

**Height:** 42 mm

**Bar distance:** 4 or 6 mm

At a bar distance of 4 mm also appropriate for automatically revolving doors according to DIN 18650-1.

Angle frames in 45 x 25 x 3 mm are available in aluminium, brass or stainless steel.